

Year 3 Home Learning

Tuesday 12th January 2021



Guided Reading

LO: To use inference skills to answer questions in relation to the text

The first part of this lesson is listening to Miss Dunne read a little more of chapter one from 'Operation Gadgetman'. [Video for Guided Reading](#).

There are two questions I would like you to discuss with a grown-up/sibling or a relative who you live with:

- What might Bean be thinking when she shrugs?
- How do you think Louisa and Ann feel about Bean's dad?

English

LO: To use point and evidence to discuss the text

First of all, I would like you to carry out our little grammar warm up we always do in class.

Grammar

LO: To focus on prepositions used within sentences

Below is a piece of text with various prepositions in. What I would like you to do is read through the text and note down all the different prepositions you may see.

The little village lay in the cup of a wooded valley between the mountains. There was only one street, which ran parallel to the river. The cottages on the west-side of the street had gardens which stretched down to the river bank, whilst its east-side cottage gardens lay uphill, towards the dark woods of Shadowside.

Next, watch the video ['chapter three- it warms you twice'](#).

Today, we are going to be using point and evidence to discuss certain aspects of the text, by playing a game of true or false.

Below are some statements, some true, some false. What I would like you to do is have a look at these statements and see if they are true or false and then discuss your reasons for why, using the evidence from the text, which you heard.

Example

Statement- When Stig saw Barney, his face changed. **(TRUE)**

Stig's face changed when he saw Barney because he was familiar to him and he knew that Barney was a kind soul.

Statement- Stig walked home back to his Grandma's house. **(FALSE)**

Barney walked home back to his Grandma's house in the cold, damp weather.

Barney realised that he still has Stig's shoe in his room.	Stig was too weak to chop wood.	Barney wished he had tied a rope to the tree before he started chopping it.	Barney walked home with a piece of wood on fire and a spear.
Barney was such a good drawer that he surprised Stig with his abilities.	Barney leant Stig some matches to light a fire.	Barney got a chainsaw from back at Grandmas house.	Stig tried to light the fire with the bottom of a broom.

Extension- You could always create your own true/false cards based on the story so far, once you have completed your work.

Spelling

LO: To revise 'l', 'al' or 'le' spelt at the end of words.

In spellings today, we are going to be playing a memory game. One word at a time, look at each word and how it is spelt. Take 10 seconds per word to try and memorise how its spelt. With a grown-up or sibling, try and memorise out loud how each word is spelt..

Quick Maths

The quick maths powerpoint is on the class page on the school website. How quickly can you answer the three questions for today!

Maths

LO: To recognise, find and write fractions

In Maths today, we are going to be exploring fractions in more detail.

The first step is to watch the video for today in Maths.


[Video for Maths.](#)

Next, from the knowledge you have gained from the video, I would like you to carry out the activity below. You may need to draw this yourself, so have your colouring pens at the ready.


What fraction of stars are there?




What fraction of blue dots are there?



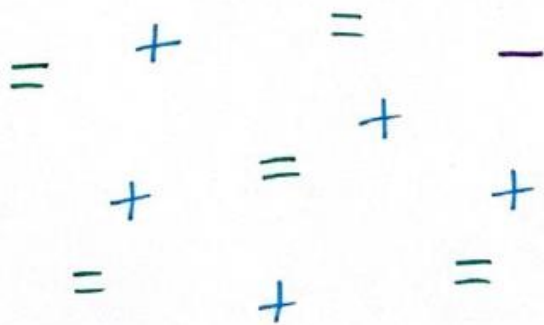
What is the fraction of swirls?



What is the fraction of the number 4's?



What is the fraction of = signs?



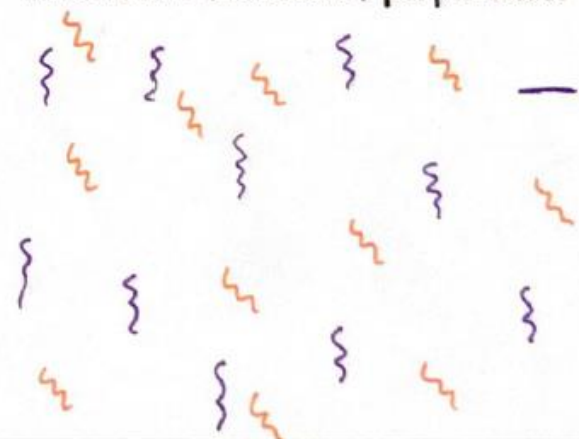
What is the fraction of % you can see?



What is the fraction of yellow dots?



What is the fraction of purple lines?



Art

LO: To use paper to record observations and draw insects.

Today in Art, we are going to be exploring insects, what makes up an insect and how much detail we can add to our drawings.

Miss Dunne has tried out a new fancy way of doing a video, which should discuss everything we are doing.

Please watch the video below and then try and draw your own insect from one of the images.

[Video for Art](#)

French

LO: To choose appropriate phrases for the situation whilst saying 'goodbye'

First of all, I would like you to think about the words below and what they mean. Can you match the French word to the correct English word?

Salut!	Good evening
Bonjour	Mrs
Mademoiselle	Good night
Monsieur	Hi
Madame	Mr
Bonne nuit	Miss
Bonsoir	Good morning

Next what I would like you to do is watch and join in with the video of Miss Dunne

[Video for French](#)